

Name _____

First Grade Homework
For the week of October 28

This packet is due Thursday, Oct.31. The spelling test will be on Thursday, Oct. 31.

Directions:


1. Read daily for at least 15 minutes and complete the reading log. The weekly fluency can count towards the 15 minutes.
2. Work on the other attached worksheets. Complete at least one math and one language arts page each day.
3. Please have an adult check your work, and have them help you correct any errors.
4. Turn in completed packet on Thursday.

My child has completed the homework and we have reviewed it together.

Parent Signature _____

Thursday October 31, 2013 is a minimum day 1:15
Dismissal.
No School Friday November 1, 2013.

First Grade Spelling Words
Theme 2 Week 3



1. spill
2. spin
3. grab
4. grass
5. trap
6. trip
7. men
8. let
9. out
10. many

Challenge words:
stamp branch



Reading Log

Once upon
a time



Please read with your child for 15 minutes each day

Sample	Book Title	Minutes	Adult Signature
	My Friend Rabbit	15	
Monday	Book Title	Minutes	Adult Signature
Tuesday	Book Title	Minutes	Adult Signature
Wednesday	Book Title	Minutes	Adult Signature
Thursday	Book Title	Minutes	Adult Signature



Spelling Homework

Write your spelling words three times each.

1. _____

2. _____

3. _____

4. _____

5. _____

6. _____

7. _____

8. _____

9. _____

10. _____

Write your spelling words in ABC order:

_____, _____, _____

_____, _____, _____

_____, _____, _____

Name _____


As I read, I will pay attention to the questions in the passage.

- We can get a lot of food from the farm.
- 10 Can we get eggs from a farm? Yes, we can get eggs from
23 the hens. What color are hens' eggs?
30 Some hens lay white eggs.
35 Some hens lay brown eggs.
40 Can hens lay blue eggs? Some hens lay blue eggs!
50 Can we get milk from a farm? Yes, we can get milk
62 from cows. Did you know that we can get milk
72 from goats, too? Some people think goats' milk
80 is the best kind of milk. 86

Please practice reading this fluency passage daily. The goal is to be able to read it smoothly without errors. If it is difficult, master a sentence a day. If it is has become easy, just read it once through and then read a book of your choice. This can help count toward the 15 minutes of reading each day.

My child has read this passage each day.

Parent signature _____



Name _____

Write a contraction to complete each sentence.

can't isn't didn't doesn't aren't don't

1. Jen _____ at her desk.

2. Ben _____ have his backpack.

3. Len and Ted _____ here.

4. Ned _____ go to the play.

5. Greg _____ help us.

6. Fred and Jill _____ like to eat jam.

Name _____

Look at each set of words.**One word in each set is spelled correctly.****Use a pencil to fill in the circle in front of that word.****Sample A is done for you.****Sample A:**☐ A. hat☐ B. hatt☐ C. haet1. ☐ A. menn☐ B. min☐ C. men2. ☐ A. ged☐ B. get☐ C. gat3. ☐ A. beg☐ B. begg☐ C. bagg4. ☐ A. legg☐ B. lig☐ C. leg5. ☐ A. spend☐ B. spennd☐ C. spenned6. ☐ A. sleed☐ B. sled☐ C. sledd7. ☐ A. henn☐ B. hen☐ C. han8. ☐ A. lett☐ B. latt☐ C. let



Name _____

A plural noun names more than one person, place, or thing.

Add **-s** to make most nouns plural.

Example: one **cat**

two **cats**



Circle the plural noun in each sentence.

1. Mom has a lot of jobs to do.
2. The kids like to help her.
3. Pam will fix the beds.
4. The dogs have to eat now.
5. Jack does the pots in the sink.
6. Now we can have some eggs.

Name _____

Read the story. Then write two or three sentences that tell important parts of the story.

Greg felt sick. He didn't go to school. He stayed in bed all day. Greg's dog, Max, sat on the end of the bed. Greg's cat, Sam, played with a ball of yarn next to the bed. Greg looked at his favorite book. Then he took a nap. Greg felt better after his nap. His mom was glad he felt well.

Draw a picture of what happens in the story.

Name _____

Grammar:
Plural Nouns

Add **-s** or **-es** to form the plural of most nouns.
Begin every sentence with a capital letter. End a
question with a question mark.

Find the mistakes. Circle the letters that should be capital. Underline the nouns that should be plural. Add the correct end mark.

1. will you help me up
2. who fell on all the egg
3. the two cat jumped on me
4. where are they now
5. do you see some little leg over there
6. what is in the two bush



To the Teacher: Have children complete the page independently.
Ask children to add to the passage on a separate piece of paper.